



SHANGHAI CHZ LIGHTING CO.,LTD

No.518, Xiangjiang Road, Shanghai, China

T/W +34 615 743 994

T/W +86 133 9137 5176

T/W +86 159 2122 3752

M sales@chz-lighting.com

WWW.CHZ-LIGHTING.COM



**FERNANDO NAVARRETE
GONZALO DE ANDRÉS**



OFFICIAL PARTNER



CHZ-LIGHTING

ECO-TYPE LIGHTS

(2023-2024)

Creative Lighting, Healthy Living

Profile

SHANGHAI CHZ LIGHTING CO.,LTD., established in 2013, is one of leading manufacturers of LED lighting products in China. Our headquarter locates at Jiading of Shanghai, we have three production bases in Shanghai, Hangzhou and Ningbo city, with a total 12,000m² plant area and 1.0M sets of LED lights' production per year.

We adhere to the idea of "technology first", and cooperate with Fudan University to continuously develop new products. Our products have covered office lighting, industrial lighting, flood lighting, stadium lighting, road lighting, and solar lighting. We offer, not only qualified lights, but also complete intelligent lighting solutions.

By continuous high investment on management and R&D, we has passed ISO9001, ISO14001, ISO45001 and ISO50001 system certifications. Meanwhile, we have got ENEC, ENEC++, CE, CB and ETL quality certifications proved by famous labs, such as TUV. Moreover, we have been rewarded lots of honors by the government, such as "National High-tech Enterprise", "Shanghai Technological Enterprise" and etc.

Our products have been exported to 80+ countries around the world and used for thousands of public projects. By high quality and excellent service, "CHZ LIGHTING" has won very good reputation in those markets. We will continue to work hard and tirelessly strive to build "CHZ LIGHTING" as one globally renowned brand.

Awards



Qualification



ISO9001








ISO14001





ISO45001



ISO50001



CB Certification



CE Certification

Page 1 of 2 of the necessary technical documentation as well as the EU declaration of conformity the required CE marking on the product. The declaration of conformity is based on the use of the test report. Other relevant EU-directives have to be observed.

Page 1 of 2 of the necessary technical documentation as well as the EU declaration of conformity the required CE marking on the product. The declaration of conformity is based on the use of the test report. Other relevant EU-directives have to be observed.

Page 1 of 2 of the necessary technical documentation as well as the EU declaration of conformity the required CE marking on the product. The declaration of conformity is based on the use of the test report. Other relevant EU-directives have to be observed.

Page 1 of 2 of the necessary technical documentation as well as the EU declaration of conformity the required CE marking on the product. The declaration of conformity is based on the use of the test report. Other relevant EU-directives have to be observed.

Page 1 of 2 of the necessary technical documentation as well as the EU declaration of conformity the required CE marking on the product. The declaration of conformity is based on the use of the test report. Other relevant EU-directives have to be observed.

Company Image



Shanghai Headquator



Europe Company



Spain Warehouse



Marketing Department



R&D Department




Training Meeting



Assembling line



Testing Line



Old Aging



Outdoor Development



Argentina team



Team action



Spain Team



Spain Team



Shareholder Dinner

Product list

01

Normal Light



HB02



FL01




FL02



RL01



RL02



ML01

02

Solar
Flood Light



SFL01



SFL02



SFL04



SFL05

03

Solar
Street Light




SRL03



SRL06



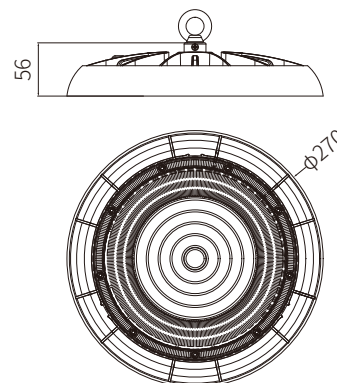
SRL07



◆ CHZ-HB02 series

Product Feature:

- A. High lumen LED SMD2835, with 50,000 hrs life span.
- B. High transmittance integrated PC lens, its luminous efficiency up to 95%.
- C. High quality aluminum magnesium alloy, anti-corrosion, substantial, durable, artistic, practical. High craft manifesting production value of famous brand.
- D. Designed diamond face reflection process, super high efficiency reflection light source, effectively enhance the brightness of the illumination.



CHZ-HB02-100W

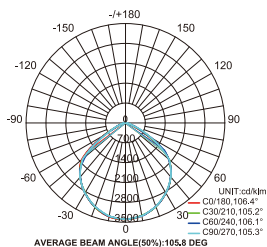
Applications:

Widely used in factories, warehouses, logistics centers, retail stores, theaters, restaurants and a large indoor gymnasium and other places.

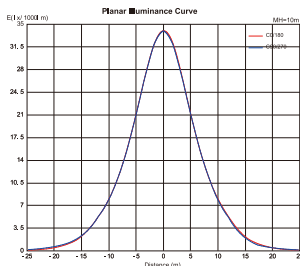
Technical Parameter:

Model	Power	Chips	Lumen	Voltage	Color	CRI	IP	IK	Demension(mm)
CHZ-HB02-100W	100W	SMD2835	120-130lm/W	100-265V	6000-6500K	>80	IP54	IK08	φ270xH56
CHZ-HB02-150W	150W	SMD2835	120-130lm/W	100-265V	6000-6500K	>80	IP54	IK08	φ300xH62
CHZ-HB02-200W	200W	SMD2835	120-130lm/W	100-265V	6000-6500K	>80	IP54	IK08	φ330xH68

LUMINOUS INTENSITY DISTRIBUTION DIAGRAM



100W-Light Distribution Curve



100W-Lux Distance Curve



CE ROHS

CHz

Flood Lighting



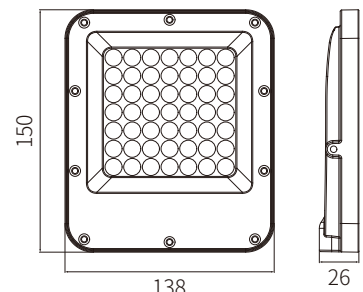
◆ CHZ-FL01 series

Product Feature:

- A. Integrated cooling design, elegant, efficient.
- B. Streamline design, more beautiful in appearance, no accumulation.
- C. ADC12# die-cast aluminum body, excellent heat performance, more durable.
- D. Professional outdoor painting, stainless steel components, giving excellent performance in anti-corrosion and anti-rusting, widely used in different environments.
- E. Light transmittance is up to 94%, and easy to improve in future.

Applications:

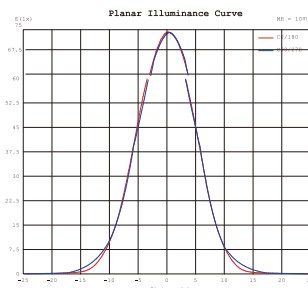

Widely used in factories, warehouses, logistics centers, retail stores, theaters, restaurants and a large indoor gymnasium and other places.



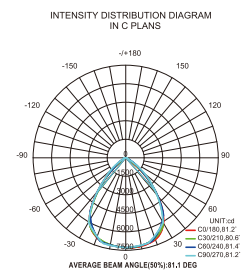
CHZ-FL01-30W

Technical Parameter:

Model	Power	Chips	Lumen	Voltage	Color	CRI	IP	IK	Dimension(mm)
CHZ-FL01-30W	30W	SMD2835	120-130lm/W	100-265V	2700K-6500K	>80	IP65	IK08	150x138x26
CHZ-FL01-50W	50W	SMD2835	120-130lm/W	100-265V	2700K-6500K	>80	IP65	IK08	191x165x26
CHZ-FL01-100W	100W	SMD2835	120-130lm/W	100-265V	2700K-6500K	>80	IP65	IK08	236x203x26
CHZ-FL01-150W	150W	SMD2835	120-130lm/W	100-265V	2700K-6500K	>80	IP65	IK08	292x249x30
CHZ-FL01-200W	200W	SMD2835	120-130lm/W	100-265V	2700K-6500K	>80	IP65	IK08	312x266x31
CHZ-FL01-300W	300W	SMD2835	120-130lm/W	100-265V	2700K-6500K	>80	IP65	IK08	406x344x42
CHZ-FL01-400W	400W	SMD2835	120-130lm/W	100-265V	2700K-6500K	>80	IP65	IK08	534x425x42



100W-Lux Distance Curve



100W-Light Distribution Curve



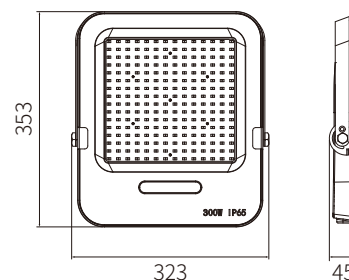
◆ FL02 series

Product Feature:

- A. Integrated cooling design, elegant, efficient.
- B. Streamline design, more beautiful in appearance, and no accumulation.
- C. ADC12# die-cast aluminum body, excellent heat performance, more durable.
- D. Professional outdoor painting, stainless steel components, giving excellent performance in anti-corrosion and anti-rusting, widely used in different environments.
- F. Light transmittance is up to 94%, and easy to improve in the future.

Applications:

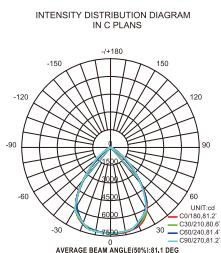
Widely used in factories, warehouses, logistics centers, retail stores, theaters, restaurants and a large indoor gymnasium and other places.



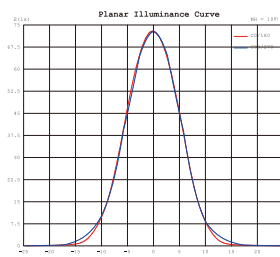
CHZ-FL02-300W

Technical Parameter:

Model	Power	Chips	Lumen	Voltage	Color	CRI	IP	IK	Demension(mm)
CHZ-FL02-10W	10W	SMD2835	110-120lm/W	100-265V	2700K-6500K	>80	IP65	IK08	111x98x22
CHZ-FL02-20W	20W	SMD2835	110-120lm/W	100-265V	2700K-6500K	>80	IP65	IK08	131x121x23
CHZ-FL02-30W	30W	SMD2835	110-120lm/W	100-265V	2700K-6500K	>80	IP65	IK08	170x154x31
CHZ-FL02-50W	50W	SMD2835	110-120lm/W	100-265V	2700K-6500K	>80	IP65	IK08	205x183x32
CHZ-FL02-100W	100W	SMD2835	110-120lm/W	100-265V	2700K-6500K	>80	IP65	IK08	244x217x33
CHZ-FL02-150W	150W	SMD2835	110-120lm/W	100-265V	2700K-6500K	>80	IP65	IK08	277x249x33
CHZ-FL02-200W	200W	SMD2835	110-120lm/W	100-265V	2700K-6500K	>80	IP65	IK08	318x284x33
CHZ-FL02-300W	300W	SMD2835	110-120lm/W	100-265V	2700K-6500K	>80	IP65	IK08	353x323x45
CHZ-FL02-400W	400W	SMD2835	110-120lm/W	100-265V	2700K-6500K	>80	IP65	IK08	407x370x45
CHZ-FL02-500W	500W	SMD2835	110-120lm/W	100-265V	2700K-6500K	>80	IP65	IK08	466x420x48



100W-Light Distribution Curve



100W-Lux Distance Curve



CE ROHS

CHz[®]

Flood Lighting



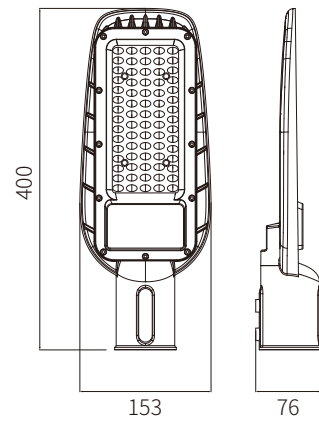
RL01 series

Product Feature:

- A. Integrated cooling design, compact, elegant, efficient.
- B. Streamline design, more beautiful in appearance, no accumulation.
- C. ADC12# die-cast aluminum body, excellent heat performance, and more durable.
- D. Professional outdoor painting, stainless steel components, giving excellent performance in anti-corrosion and anti-rusting, widely used in different environments.
- E. Light transmittance is up to 94%, easy to improve in the future.

Applications:

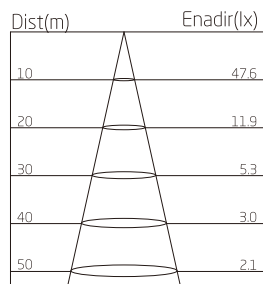
Widely used in trunk roads, highways, elevated roads, streets, bridges, sidewalks and other road lighting, as well as squares, schools, parks and other outdoor lighting needs.



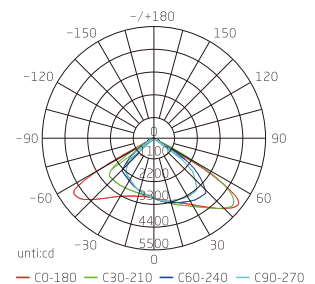
CHZ-RL01-50W

Technical Parameter:

Model	Power	Chips	Lumen	Voltage	Color	CRI	IP	IK	Demension(mm)
CHZ-RL01-50W	50W	SMD2835	120-130lm/W	100-265V	2700K-6500K	>80	IP65	IK08	400x153x76
CHZ-RL01-100W	100W	SMD2835	120-130lm/W	100-265V	2700K-6500K	>80	IP65	IK08	500x196x76
CHZ-RL01-150W	150W	SMD2835	120-130lm/W	100-265V	2700K-6500K	>80	IP65	IK08	542x214x76
CHZ-RL01-200W	200W	SMD2835	120-130lm/W	100-265V	2700K-6500K	>80	IP65	IK08	609x235x76



150W-Lux Distance Curve



150W-Light Distribution Curve



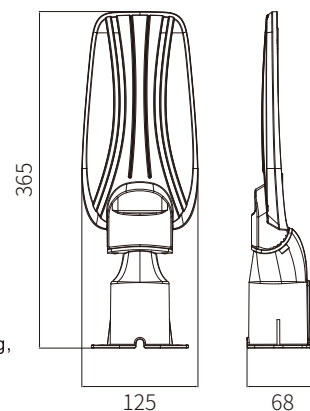
RL02 series

Product Feature:

- A. Integrated cooling design, compact, elegant, and efficient.
- B. Streamline design, more beautiful in appearance, no accumulation.
- C. ADC12# die-cast aluminum body, excellent heat performance, more durable.
- D. Professional outdoor painting, stainless steel components, giving excellent performance in anti-corrosion and anti-rusting, widely used in different environments.
- E. Light transmittance up to 94%, easy to improve in the future.

Applications:

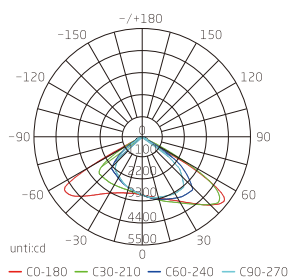
Widely used in trunk roads, highways, elevated roads, streets, bridges, sidewalks and other road lighting, as well as squares, schools, parks and other outdoor lighting needs.



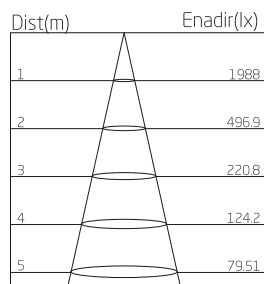
CHZ-RL02-30W

Technical Parameter:


Model	Power	Chips	Lumen	Voltage	Color	CRI	IP	IK	Demension(mm)
CHZ-RL02-30W	30W	SMD2835	120-130lm/W	100-265V	2700K-6500K	>80	IP65	IK08	365x125x68
CHZ-RL02-50W	50W	SMD2835	120-130lm/W	100-265V	2700K-6500K	>80	IP65	IK08	415x152x69
CHZ-RL02-100W	100W	SMD2835	120-130lm/W	100-265V	2700K-6500K	>80	IP65	IK08	485x186x70
CHZ-RL02-150W	150W	SMD2835	120-130lm/W	100-265V	2700K-6500K	>80	IP65	IK08	553x212x70
CHZ-RL02-200W	200W	SMD2835	90-100lm/W	100-265V	2700K-6500K	>80	IP65	IK08	610x236x70



100W-Light Distribution Curve



100W-Lux Distance Cure



CE ROHS

CHz[®]

Movable Lighting



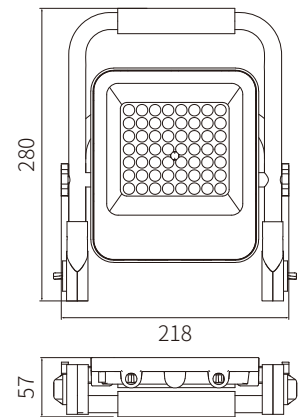
ML01 series

Product Feature:

- A. Conversion efficiency is more than 21.3%.
Lithium iron phosphate battery, the discharge depth reaches 95%. Under the discharge ratio of less than 0.5C, service life is up to 3 years, with a high safety factor. High lumen LED SMD2835, with 50,000 hrs life span.
- B. PC outdoor optical lens, high light transmittance.
- C. High quality aluminum magnesium alloy, anti-corrosion, substantial, durable, artistic, and practical.
- D. High craft manifesting production value of famous brand.
- E. Designed diamond face reflection process, super high efficiency reflection light source, effectively enhances the brightness of the illumination.

Applications:

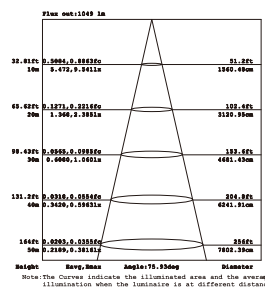
Widely used in trunk roads, highways, elevated roads, streets, bridges, sidewalks and other road lighting, as well as squares, schools, parks and other outdoor lighting needs.



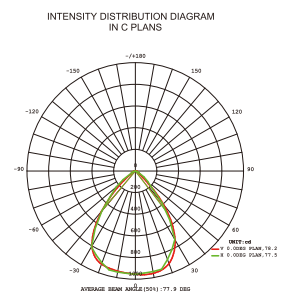
CHZ-ML01-30W

Technical Parameter:

Model	Power	Chips	Lumen	Voltage	IP	IK	Demension(mm)	Mode
CHZ-ML01-30W	30W	SMD2835	800-1000lm/W	3.7V/5Ah	IP65	IK08	280x218x57	1) 100% power 4hrs 2) 60% power 9hrs 3) 20% power 12hrs 4) Emergency light 24hrs
CHZ-ML01-50W	50W	SMD2835	1500-1600lm/W	3.7V/10Ah	IP65	IK08	324x245x59	
CHZ-ML01-100W	100W	SMD2835	2300-2400lm/W	3.7V/15Ah	IP65	IK08	384x310x56	
Lighting Time	Auto Working Mode: Fully charged, can work for 10 hours							



100W-Lux Distance Curve



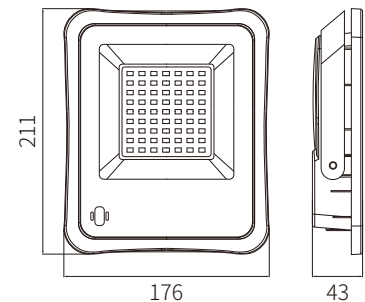
100W-Light Distribution Curve



SFL01 series

Product Feature:

- A. Grade A+ solar cell, each cell has a complete IV curve. Conversion efficiency is more than 21.3%. Lithium iron phosphate battery, the discharge depth reaches 95%. Under the discharge ratio of less than 0.5C, service life is up to 3 years, with high safety factor.
- B. High lumen LED SMD2835, with 50,000 hrs life span.
- C. High intensity IK07 tempered glass, its luminous efficiency is up to 95%.
- D. High quality aluminum magnesium alloy, anti-corrosion, substantial, durable, artistic, practical. High craft manifesting production value of famous brand.
- E. Designed diamond face reflection process, super high efficiency reflection light source, and effectively enhances the brightness of the illumination.



CHZ-SFL01-50W

Applications:

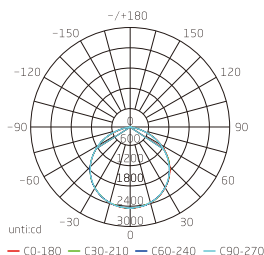
Widely used in trunk roads, highways, elevated roads, streets, bridges, sidewalks and other road lighting, as well as squares, schools, parks and other outdoor lighting needs.

Technical Parameter:

Model	Power	Chips	Lumen	Battery	Solar Panel	IP	IK	Demension(mm)
CHZ-SFL01-50W	50W	SMD2835	250-350lm	3.2V/4Ah	5V/5W	IP65	IK08	211x176x43
CHZ-SFL01-100W	100W	SMD2835	600-700lm	3.2V/8Ah	5V/10W	IP65	IK08	211x176x43
CHZ-SFL01-200W	200W	SMD2835	1200-1300lm	3.2V/15Ah	5V/20W	IP65	IK08	271x211x43
CHZ-SFL01-300W	300W	SMD2835	1700-1800lm	3.2V/20Ah	5V/30W	IP65	IK08	352x285x43
CHZ-SFL01-400W	400W	SMD2835	2500-2600lm	3.2V/30Ah	5V/40W	IP65	IK08	352x285x43
CHZ-SFL01-500W	500W	SMD2835	3400-3500lm	3.2V/40Ah	5V/50W	IP65	IK08	396x319x64

Lighting Time The first 4 hrs full power lighting, the rest night lighting is intelligent power control; Use tuya or remote-controller switch on and off, also can adjust the brightness.

Remark: Such power equivalent to the power of an incandescent lamp with equivalent brightness.



60W-120°Light Distribution Curve

Dist(m)	Enadir(lx)
1	1441
2	360.3
3	160.1
4	90.07
5	57.64

60W-120°Lux Distance Cure



Solar Flood light:

CE ROHS

CHz[®] Solar Flood Light



SFL02 series

Product Feature:

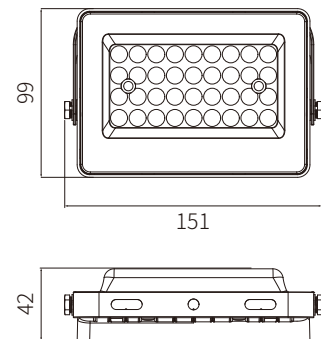
- A. Grade A+ solar cell, each cell has a complete IV curve. Conversion efficiency is more than 21.3%. Lithium iron phosphate battery, the discharge depth reaches 95%. Under the discharge ratio of less than 0.5C, service life is up to 3 years, with high safety factor.
- B. High lumen LED SMD2835, with 50,000 hrs life span.
- C. High intensity IK07 tempered glass, its luminous efficiency is up to 95%.
- D. High quality aluminum magnesium alloy, anti-corrosion, substantial, durable, artistic, practical. High craft manufacturing production value of famous brand.
- E. Designed diamond face reflection process, super high efficiency reflection light source, effectively enhances the brightness of the illumination.

Applications:

Widely used in trunk roads, highways, elevated roads, streets, bridges, sidewalks and other road lighting, as well as squares, schools, parks and other outdoor lighting needs.

Technical Parameter:

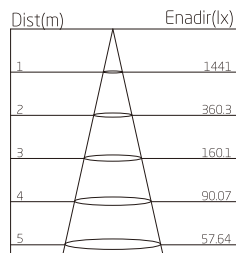
Model	Power	Chips	Lumen	Battery	Solar Panel	IP	IK	Demension(mm)
CHZ-SFL02-50W	50W	SMD2835	300-400lm	3.2V/5Ah	5V/6W	IP65	IK08	151x99x42
CHZ-SFL02-100W	100W	SMD2835	900-1000lm	3.2V/10Ah	5V/15W	IP65	IK08	192x132x41
CHZ-SFL02-200W	200W	SMD2835	1700-1800lm	3.2V/20Ah	5V/25W	IP65	IK08	254x173x41
CHZ-SFL02-300W	300W	SMD2835	2200-2300lm	3.2V/25Ah	5V/30W	IP65	IK08	285x198x41
CHZ-SFL02-500W	500W	SMD2835	4000-4100lm	3.2V/50Ah	5V/60W	IP65	IK08	272x298x41



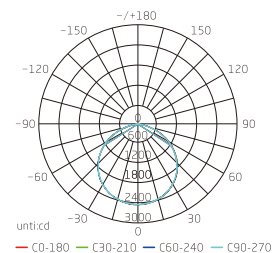
CHZ-SFL02-50W

Lighting Time The first 4 hrs full power lighting, the rest night lighting is intelligent power control; Use tuya or remote-controller switch on and off, also can adjust the brightness.

Remark: Such power equivalent to the power of an incandescent lamp with equivalent brightness.



60W-120°Lux Distance Cure



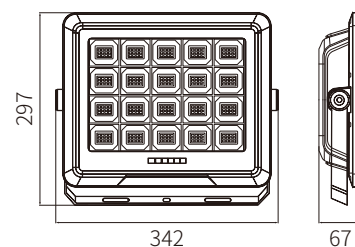
60W-120°Light Distribution Curve



◆ SFL04 series

Product Feature:

- A. Grade A+ solar cell, each cell has a complete IV curve. Conversion efficiency is more than 21.3%. Lithium iron phosphate battery, the discharge depth reaches 95%. Under the discharge ratio of less than 0.5C, service life is up to 3 years, with high safety factor.
- B. High lumen LED SMD2835, with 50,000 hrs life span.
- C. High intensity IK07 tempered glass, its luminous efficiency is up to 95%.
- D. High quality aluminum magnesium alloy, anti-corrosion, substantial, durable, artistic, practical. High craft manifesting production value of famous brand.
- E. Designed diamond face reflection process, super high efficiency reflection light source, effectively enhances the brightness of the illumination.



CHZ-SFL04-300W

Applications:

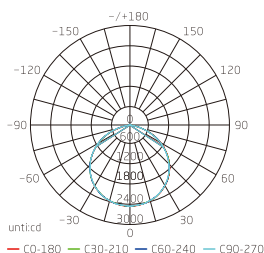
Widely used in trunk roads, highways, elevated roads, streets, bridges, sidewalks and other road lighting, as well as squares, schools, parks and other outdoor lighting needs.

Technical Parameter:

Model	Power	Chips	Lumen	Battery	Solar Panel	IP	IK	Demension(mm)
CHZ-SFL04-50W	50W	SMD2835	250-350lm	3.2V/5AH	5V/6W	IP65	IK08	228x198x67
CHZ-SFL04-100W	100W	SMD2835	600-700lm	3.2V/8AH	5V/10W	IP65	IK08	228x198x67
CHZ-SFL04-200W	200W	SMD2835	1200-1300lm	3.2V/15AH	5V/20W	IP65	IK08	295x252x67
CHZ-SFL04-300W	300W	SMD2835	1700-1800lm	3.2V/20AH	5V/25W	IP65	IK08	342x297x67

Lighting Time The first 4 hrs full power lighting, the rest night lighting is intelligent power control; Use tuya or remote-controller switch on and off, also can adjust the brightness.

Remark: Such power equivalent to the power of an incandescent lamp with equivalent brightness.



60W-120°Light Distribution Curve

Dist(m)	Enadir(lx)
1	1441
2	360.3
3	160.1
4	90.07
5	57.64

60W-120°Lux Distance Cure



CE ROHS

CHz[®] Solar Flood Light



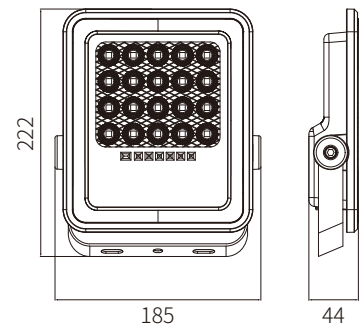
◆ SFL05 series

Product Feature:

- A. Grade A+ solar cell, each cell has a complete IV curve. Conversion efficiency is more than 21.3%. Lithium iron phosphate battery, the discharge depth reaches 95%. Under the discharge ratio of less than 0.5C, service life is up to 3 years, with high safety factor.
- B. High lumen LED SMD5050, with 50,000 hrs life span.
- C. High intensity IK07 tempered glass, its luminous efficiency is up to 95%.
- D. High quality aluminum magnesium alloy, anti-corrosion, substantial, durable, artistic, practical. High craft manifesting production value of famous brand.
- E. Designed diamond face reflection process, super high efficiency reflection light source, effectively enhances the brightness of the illumination.

Applications:

Widely used in trunk roads, highways, elevated roads, streets, bridges, sidewalks and other road lighting, as well as squares, schools, parks and other outdoor lighting needs.



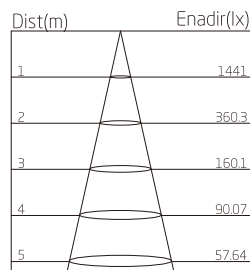
CHZ-SFL05-50W

Technical Parameter:

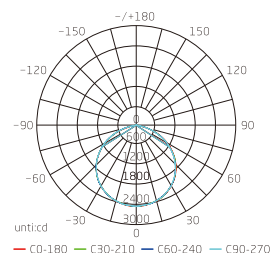
Model	Power	Chips	Lumen	Battery	Solar Panel	IP	IK	Demension(mm)
CHZ-SFL05-50W	50W	SMD5050	300-400lm	3.2V/5AH	5V/6W	IP65	IK08	185x222x44
CHZ-SFL05-100W	100W	SMD5050	900-1000lm	3.2V/10AH	5V/10W	IP65	IK08	215x257x44
CHZ-SFL05-200W	200W	SMD5050	1400-1500lm	3.2V/15AH	5V/15W	IP65	IK08	249x290x49
CHZ-SFL05-300W	300W	SMD5050	2100-2200lm	3.2V/25AH	5V/25W	IP65	IK08	289x365x60

Lighting Time The first 4 hrs full power lighting, the rest night lighting is intelligent power control; Use tuya or remote-controller switch on and off, also can adjust the brightness.

Remark: Such power equivalent to the power of an incandescent lamp with equivalent brightness.



60W-120°Lux Distance Cure



60W-120°Light Distribution Curve



Solar Street Light

CE ROHS



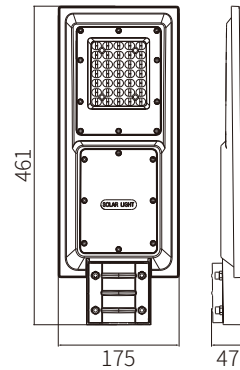
SRL03 series

Product Feature:

- A. Grade A+ solar cell, each cell has a complete IV curve. Conversion efficiency is more than 21.3%.
- B. Lithium iron phosphate battery, the discharge depth reaches 95%. Under the discharge ratio of less than 0.5C, service life is up to 3 years, with high safety factor.
- C. High lumen LED SMD5050, with 50,000 hrs life span.
- D. PC outdoor optical lens, high light transmittance.
- E. High quality aluminum magnesium alloy, anti-corrosion, substantial, durable, artistic, practical. High craft manifesting production value of famous brand.
- F. Designed diamond face reflection process, super high efficiency reflection light source, effectively enhances the brightness of the illumination.

Applications:

Widely used in trunk roads, highways, elevated roads, streets, bridges, sidewalks and other road lighting, as well as squares, schools, parks and other outdoor lighting needs.



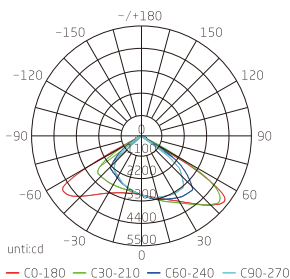
CHZ-SRL03-100W

Technical Parameter:

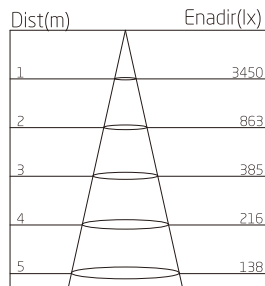
Model	Power	Chips	Lumen	Battery	Solar Panel	IP	IK	Demension(mm)
CHZ-SRL03-100W	100W	SMD5050	800-1000lm	3.7V/10Ah	6V/10W	IP65	IK08	461x175x47
CHZ-SRL03-200W	200W	SMD5050	1800-2000lm	3.7V/20Ah	6V/20W	IP65	IK08	587x251x52
CHZ-SRL03-300W	300W	SMD5050	2500-2600lm	3.7V/30Ah	6V/30W	IP65	IK08	752x266x45

Lighting Time The first 4 hrs full power lighting, the rest night lighting is intelligent power control; Use tuyu or remote-controller switch on and off, also can adjust the brightness.

Remark: Such power equivalent to the power of an incandescent lamp with equivalent brightness.



100W-Light Distribution Curve



100W-Lux Distance Cure



CE ROHS

CHz
Solar Street Light



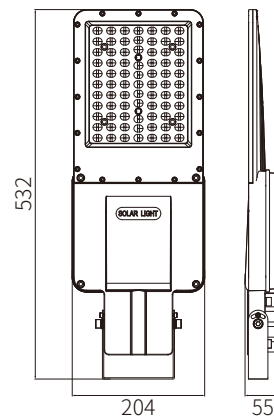
SRL06 series

Product Feature:

- A. Grade A+ solar cell, each cell has a complete IV curve. Conversion efficiency is more than 21.3%.
- B. Lithium iron phosphate battery, the discharge depth reaches 95%. Under the discharge ratio of less than 0.5C, service life is up to 3 years, with high safety factor.
- C. High lumen LED SMD5050, with 50,000 hrs life span.
- D. PC outdoor optical lens, high light transmittance.
- E. High quality aluminum magnesium alloy, anti-corrosion, substantial, durable, artistic, practical. High craft manifesting production value of famous brand.
- F. Designed diamond face reflection process, super high efficiency reflection light source, effectively enhance the brightness of the illumination.

Applications:

Widely used in trunk roads, highways, elevated roads, streets, bridges, sidewalks and other road lighting, as well as squares, schools, parks and other outdoor lighting needs.



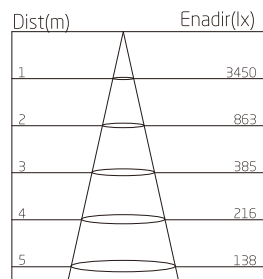
CHZ-SRL06-300W

Technical Parameter:

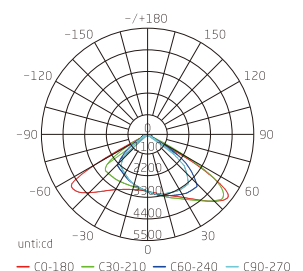
Model	Power	Chips	Lumen	Battery	Solar Panel	IP	IK	Demension(mm)
CHZ-SRL06-300W	300W	SMD5050	3000-3500lm	3.2V/40Ah	5V/40W	IP65	IK08	532x204x55
CHZ-SRL06-400W	400W	SMD5050	5000-5500lm	3.2V/60Ah	5V/60W	IP65	IK08	532x204x69

Lighting Time The first 4 hrs full power lighting, the rest night lighting is intelligent power control; Use tuya or remote-controller switch on and off, also can adjust the brightness.

Remark: Such power equivalent to the power of an incandescent lamp with equivalent brightness.



100W-Lux Distance Cure



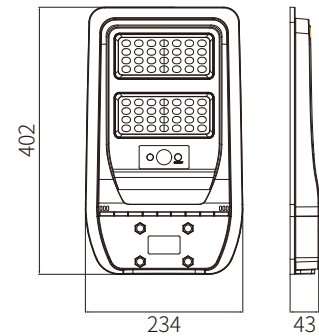
100W-Light Distribution Curve

SRL07 series



Product Feature:

- A. Grade A+ solar cell, each cell has a complete IV curve. Conversion efficiency is more than 21.3%.
- B. Lithium iron phosphate battery, the discharge depth reaches 95%. Under the discharge ratio of less than 0.5C, service life is up to 3 years, with high safety factor.
- C. High lumen LED SMD2835, with 50,000 hrs life span.
- D. PC outdoor optical lens, high light transmittance.
- E. High quality aluminum magnesium alloy, anti-corrosion, substantial, durable, artistic, practical. High craft manifesting production value of famous brand.
- F. Designed diamond face reflection process, super high efficiency reflection light source, effectively enhances the brightness of the illumination.



CHZ-SRL07-100W

Applications:

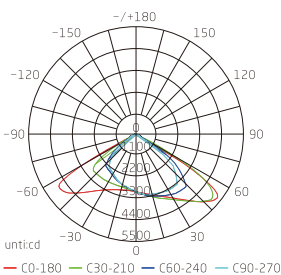
Widely used in trunk roads, highways, elevated roads, streets, bridges, sidewalks and other road lighting, as well as squares, schools, parks and other outdoor lighting needs.

Technical Parameter:

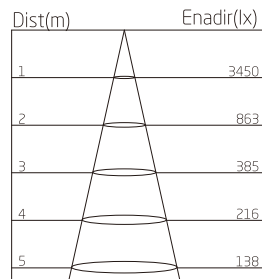
Model	Power	Chips	Lumen	Battery	Solar Panel	IP	IK	Demension(mm)
CHZ-SRL07-100W	100W	SMD2835	500-600LM	3.2V/5Ah	6V/6W	IP65	IK08	402x234x43
CHZ-SRL07-200W	200W	SMD2835	1300-1400LM	3.2V/10Ah	6V/10W	IP65	IK08	502x234x43
CHZ-SRL07-300W	300W	SMD2835	1900-2000LM	3.2V/15Ah	6V/15W	IP65	IK08	601x234x43

Lighting Time The first 4 hrs full power lighting, the rest night lighting is intelligent power control; Use tuya or remote-controller switch on and off, also can adjust the brightness.


Remark: Such power equivalent to the power of an incandescent lamp with equivalent brightness.



100W-Light Distribution Curve



100W-Lux Distance Cure





CHZ LIGHTING (CHINA)

No.518, Xiangjiang, Jiading, Shanghai

Contact: Ms. Jolina
Tel: (0086) 159 2122 3752
Mail: sales@chz-lighting.com

CHZ LIGHTING (ARGENTINA)

Calle N°38 N°559, Código Postal (6600), Mercedes, Provincia de Buenos Aires.

Contact: Mr. Fernando
Tel: (0054) 9 2324 435127
Mail: fernando@chz-lighting.com

CHZ LIGHTING (USA)

Fu Rowland Heights Road, Los Angeles

Contact: Ms. Hidy
Tel: (001) 626 629 2217
Mail: hidy@chz-lighting.com

CHZ LIGHTING (SPAIN)

Pol. Ind. Trobika. Martintxone Bidea, 1.Mungia, Bilbao

Contact: Mr. Igor
Tel: (0034) 615 743 994
Mail: lgarcia@chzspain.com

CHZ LIGHTING (NIGERIA)

Abuja Office: Mr. Jide
Tel: (00234) 802 705 7715
Mail: jide@chz-lighting.com

Uyo Office: Mr. Francis
Tel: (00234) 808 936 7161
Mail: francis@chz-lighting.com

CHZ LIGHTING S.R.L (Romania)

Add: Fundac Sf. Teodor nr.1, Iasi, Romania

Contact: Mr. Nicolae Dragos
Tel: +40 722 39 66 77
Mail: chz.romania@chz-lighting.com